



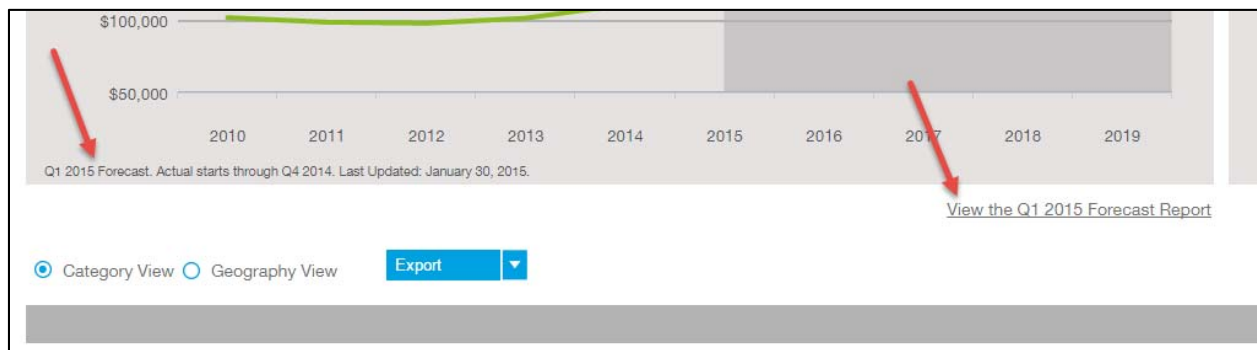
## CMD Insight 2.2.1 Release Notes

CMD Insight 2.2.1 was released on Friday, January 30, 2015, which includes updates to the Forecast module. The release notes below outline the updates and changes to the Insight platform. For questions, please contact [customerrelations@reedbusiness.com](mailto:customerrelations@reedbusiness.com) or U.S.: (800) 424-3996, Canada: (800) 959-0502.

### Forecast

#### Updated Quarterly Data and Forecast Report

- The new Q1 2015 forecast is now available, which reflects actual starts through Q4 2014. In addition, a new report is available for all Forecast customers, which outlines key economic trends in the U.S. and Canada, and provides detail on several of the drivers behind the forecast.



#### New 'Standard' Export Option

- A new export option has been added to the data grid to provide greater flexibility in exporting Forecast data to Excel. The new 'Standard' export option offers a file that contains a record for every data point, which makes it easier to analyze the data (i.e. pivot table) or import the data into other programs (i.e. statistical software).

Development Type

All  
 New  
 Renovation

Save View

Category View  Geography View Export

**Standard**  
Formatted

Geography	2010	2011	2012	2013
Alabama	\$5,422,372,367	\$5,990,752,282	\$6,587,975,501	\$6,222,342,666
Alaska	\$1,872,375,802	\$1,344,695,069	\$2,306,313,019	\$1,899,168,804
Arizona	\$6,401,604,527	\$5,625,735,106	\$8,340,248,081	\$9,054,778,148



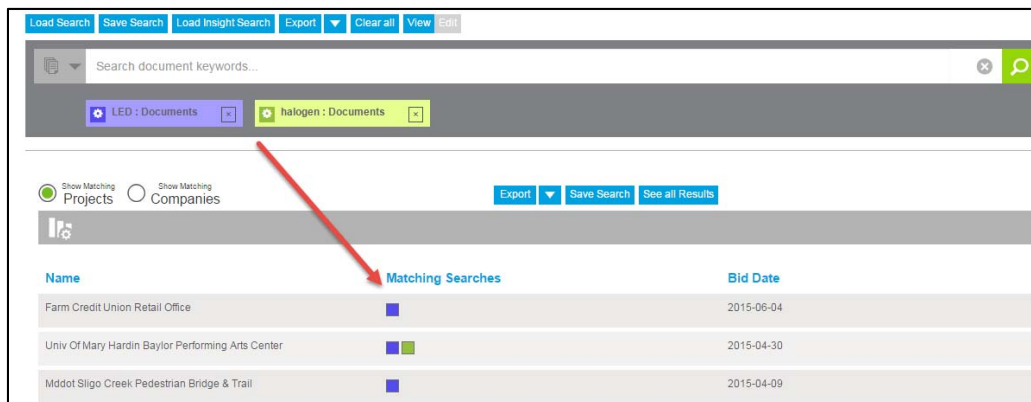
## CMD Insight 2.2.2 Release Notes

CMD Insight 2.2.2 was released on Tuesday, February 3, 2015, which includes updates to the Analyze module. The release notes below outline the updates and changes to the Insight platform. For questions, please contact [customerrelations@reedbusiness.com](mailto:customerrelations@reedbusiness.com) or U.S.: (800) 424-3996, Canada: (800) 959-0502.

### Analyze

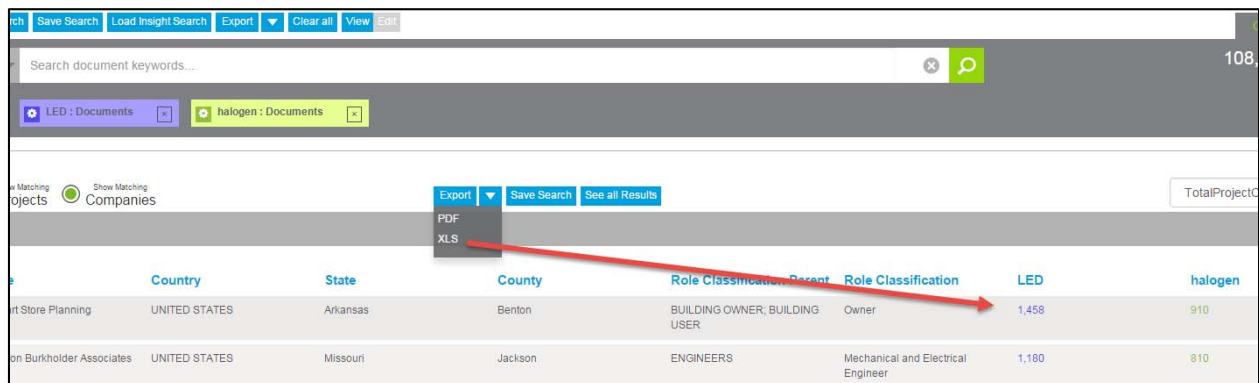
#### “Matching Searches” Field Now Included in Excel (XLS) Exports

- After running a comparative search, the data grid displays a column labeled “Matching Searches” which indicates which search terms were found in the documents of each project. The Matching Searches data is now included in the Excel (XLS) exports.



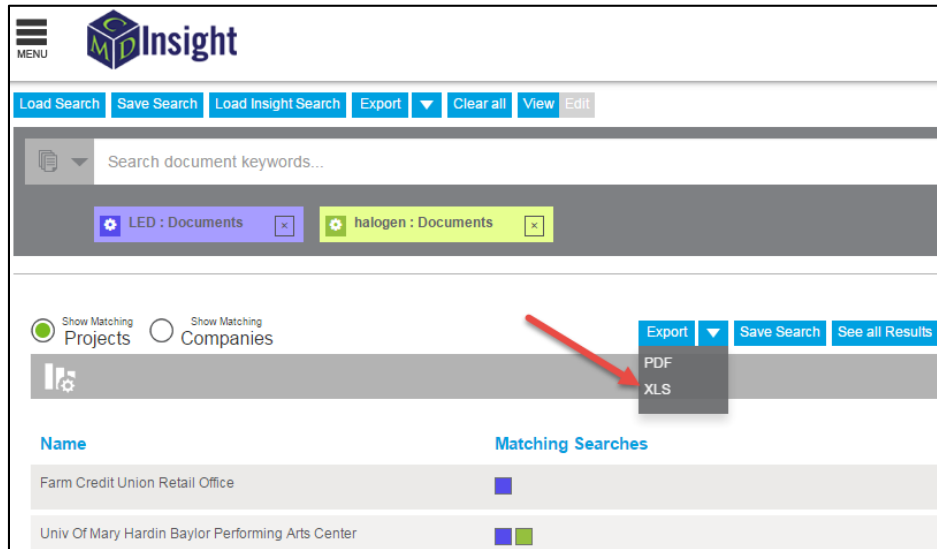
#### Comparative Counts/Values Now Included in Excel (XLS) Exports

- After running a comparative search and toggling to “Show Matching Companies” the data grid displays the comparative counts/values for each search term entered. These counts/values are now also included in the Excel (XLS) exports.



**Excel (XLS) Exports Now Include More Records**

- The Excel (XLS) export option now includes up to 250 project or company records.




**Filter on Specs, Plans, or Addenda with the “Matching Documents” Tile**

- A new tile labeled “Matching Documents” has been added to the dashboard, allowing you to filter by specs, plans, or addenda, as well as view the number of projects where your search terms were found in each of the document types.

MATCHING DOCUMENTS		# of Projects	
	Plan documents	69,674	11,830
	Spec documents	75,368	10,262
	Spec addenda documents	13,984	928
	Plan addenda documents	9,563	1,421

### Number of Projects with Documents Now Displayed

- After running a search, the total count/value of projects with documents is now displayed, which represents the total “searchable” universe of projects since Analyze currently only includes Document Searching. Prior to running a search, the total project count/value based on your subscription will be displayed.



### UI Enhancements

- Spec Share tile: the overlapping diagram labels have been removed to improve usability. A legend has been added to the PNG, JPG, and PDG export options.
- Long search strings are now truncated to improve readability in the grid view for each tile and in the grid view for Matching Companies.
- The export-to-Excel option is now always displayed in the “Export” menu on each tile.
- Search terms have been added to the “Save Search” pop-up box.

### Bug Fixes

- Filtering on the Project Value tile has been fixed.
- The Material Demand tile has been temporarily disabled for all users and improvements to the tile will be coming soon.
- The Preferred Default Product option in the Settings menu has been fixed.
- The issue with hiding and moving tiles has been fixed.
- “Analyze Project Location Preferences” settings are now retained after clearing search terms and filters using the “Clear All” button.